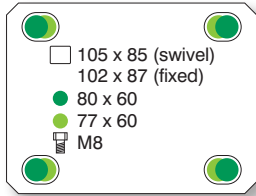


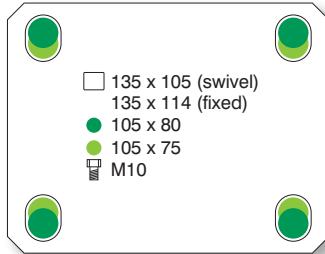
## V80Q | NY | PLATE FIXING

NYLON WHEEL

80, 100, 125



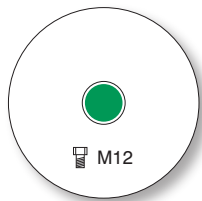
160, 200



wheel diameter	tread width	fitted height	swivel offset	load capacity	bearing type	swivel	fixed	swivel + total-stop brake
80	32	108	41	150	plain	V80Q 080 NYP P04	V81Q 080 NYP P04	V82Q 080 NYP P04
					roller	V80Q 080 NYR P04	V81Q 080 NYR P04	V82Q 080 NYR P04
100	32	128	41	150	plain	V80Q 100 NYP P04	V81Q 100 NYP P04	V82Q 100 NYP P04
					roller	V80Q 100 NYR P04	V81Q 100 NYR P04	V82Q 100 NYR P04
125	32	155	41	200	plain	V80Q 125 NYP P04	V81Q 125 NYP P04	V82Q 125 NYP P04
					roller	V80Q 125 NYR P04	V81Q 125 NYR P04	V82Q 125 NYR P04
160	45	200	55	350	plain	V80Q 160 NYP P05	V81Q 160 NYP P05	V82Q 160 NYP P05
					roller	V80Q 160 NYR P05	V81Q 160 NYR P05	V82Q 160 NYR P05
200	50	240	55	400	plain	V80Q 200 NYP P05	V81Q 200 NYP P05	V82Q 200 NYP P05
					roller	V80Q 200 NYR P05	V81Q 200 NYR P05	V82Q 200 NYR P05

## V80Q | NY | SINGLE HOLE FIXING

NYLON WHEEL



wheel diameter	tread width	fitted height	swivel offset	load capacity	bearing type	swivel	fixed	swivel + total-stop brake
80	32	108	41	150	plain	V80Q 080 NYP B12		V82Q 080 NYP B12
					roller	V80Q 080 NYR B12		V82Q 080 NYR B12
100	32	128	41	150	plain	V80Q 100 NYP B12		V82Q 100 NYP B12
					roller	V80Q 100 NYR B12		V82Q 100 NYR B12
125	32	155	41	200	plain	V80Q 125 NYP B12		V82Q 125 NYP B12
					roller	V80Q 125 NYR B12		V82Q 125 NYR B12

**i** All dimensions are in mm and all loadings are in kg unless otherwise stated