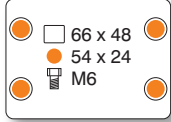


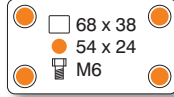
V61 | RN | PLATE FIXING

BLUE RUBBER TYRED WHEEL WITH NYLON CENTRE

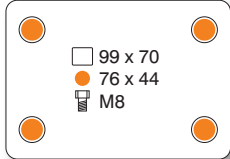
50 swivel



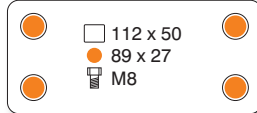
50 fixed



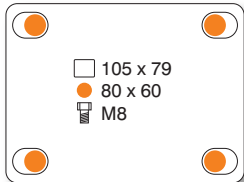
65 swivel



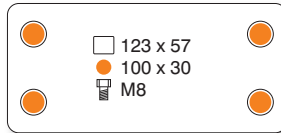
65 fixed



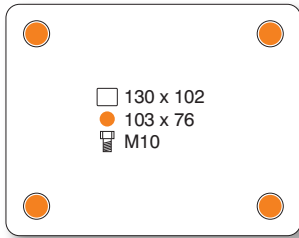
75 swivel



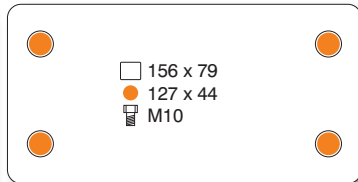
75 fixed



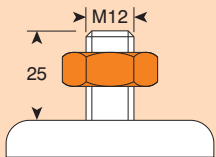
100 swivel



100 fixed



wheel diameter	tread width	fitted height	swivel offset	load capacity	bearing type	swivel	fixed	swivel + wheel brake
50	22	63	19	27	plain	V 961 RN	V 988 RN	V 961 RN BR
65	28	82	25	60	plain	V 261 RN	V 288 RN	V 261 RN BR
75	32	93	32	90	plain	V 361 RN	V 388 RN	V 361 RN BR
100	32	127	37	160	plain	V 461 RN	V 488 RN	V 461 RN BR



THREADED STEM & NUT

Available on 75 dia. swivel castors
Small variance from top plate dimensions, please ask for details

Add **ST** to castor reference

i All dimensions are in **mm** and all loadings are in **kg** unless otherwise stated